

Test laboratory for the fire behavior of building materials, Dipl.-Ing. (FH) Andreas Hoch
Testing, supervising and certifying body, authorized by the building supervision authority

TEST REPORT

PZ-Hoch-210790-2

for the proof of Fire behaviour according to DIN 4102, part 1

Translation of the German test report – no guarantee for translation of technical terms

company	SAINT CLAIR TEXTILES 415, avenue de Savoie F-38110 Saint Clair de la Tour
description of samples	polyester mesh fabric, coated with PVC, in 3 different colours
name of the material	„SUNVIEW 40“
sampling	by the company itself
content of request	Proof of flammability to classify building materials to class B1 “schwerentflammbar” according to DIN 4102, part 1
validity of test report	31.05.2025
result	The examined product meets in black, white and grey tones the requirements of class B1 for “schwerentflammbare” (hardly flammable) building materials according to DIN 4102, part 1 (May 1998), suspended freely or with distance of >40 mm to same or other plain materials. The examined product shows burning droplets.

This test report includes 5 pages and 7 enclosures.

Remark: If the above-mentioned building material is not used as product according to MBO § 2, Abs. 9, Ziffer 1, there is no need for a general building supervisory test report.

This test report is not valid if the examined building material is used as product in the meaning of state building prescriptions (MBO § 17, Abs. 3).

This test report does not replace an eventually necessary proof of applicability concerning building supervisory or building laws in the meaning of state building prescriptions. This has to be verified by:

- “allgemeine bauaufsichtliche Zulassung” (general building inspectorate approval) or by
- „allgemeines bauaufsichtliches Prüfzeugnis“ (general building inspectorate certificate) or by
- “Zustimmung im Einzelfall” (exceptional approval)

This test report can underlie building supervisory procedures

- for regular building products for the prescribed proofs of conformity
- for non-regular building products for the needed proofs of applicability.

This test report must not be published and copied without preceding agreement of the test laboratory and if agreed, only during validity and unchanged concerning appearance and contents.

1. Description of test material in condition as delivered

PN 33514: "SUNVIEW 40" colour: black
-polyester mesh fabric, coated with PVC-
side A: glossy / side B: mat
characteristic values determined by the test laboratory:
area weight: about 473 g/m² thickness: about 0,80 mm

PN 33515: "SUNVIEW 40" colour: grey
-polyester mesh fabric, coated with PVC-
side A: glossy / side B: mat
characteristic values determined by the test laboratory:
area weight: about 450 g/m² thickness: about 0,80 mm

PN 33516: "SUNVIEW 40" colour: white
-polyester mesh fabric, coated with PVC-
side A: glossy / side B: mat
characteristic values determined by the test laboratory:
area weight: about 515 g/m² thickness: about 0,80 mm

The testing laboratory is not provided with further details concerning composition of the tested building materials. Samples are deposited.

2. Preparation of samples

The samples were kept in climate chamber 23/50 until they reached constant weight.

3. Arrangement of samples mounting: freely suspended

#4612	flaming side A in warp direction	grey
#4613	flaming side B in warp direction	grey
#4614	flaming side A in weft direction	grey
#4615	flaming side B in warp direction	white
#4616	flaming side B in warp direction	black

4. Date of test CW 25 in 2021

5. Results The test has been examined according to DIN 4102 (Mai 1998)

line no.	Measurement	Result with the tested specimen					Dim.
	Test number	#4612	#4613	#4614	#4615	#4616	
	flamed direction	warp	warp	weft	warp	warp	
	flamed side	A	B	A	B	B	
	<u>colour of fabric</u>	grey			white	black	
1	<u>Number of specimen arrangement</u> acc. to. DIN 4102/T15, schedule 1	1	1	1	1	1	
2	<u>Maximum flame height above bottom</u> edge of the specimen	50	50	50	70	70	cm
3	Time ¹⁾	0:18	0:08	0:08	0:15	0:12	min:s
4	<u>Burn through / melting</u> Time ¹⁾	0:10	0:11	0:12	0:14	0:12	min:s
5	<u>Observations on the back side of the specimen</u> Flames / Glowing Time ¹⁾	---	---	---	---	---	min:s
6	Change of colour Time ¹⁾	./.	./.	./.	./.	./.	min:s
7	<u>Falling of burning droplets</u> Start ¹⁾	./.	./.	./.	./.	./.	min:s
8	<u>Extent</u> sporadic falling of burning droplets ²⁾	---	---	---	---	---	
9	continuous falling of burning droplets ²⁾	---	---	---	---	---	min:s
10	<u>Falling of burning droplets</u> Start ¹⁾	X 0:26/0:56	X 0:49	./.	X 2:18	./.	min:s
11	<u>Extent</u> sporadic falling of burning droplets ²⁾	X	X	---	X	---	
12	continuous falling of burning droplets ²⁾	---	---	---	---	---	
13	<u>After flame time at the bottom of the</u> sieve (max.)	0:06/0:07	0:27	./.	0:48	./.	min:s
14	<u>Impairment of the burner by dropping</u> or falling material: Time ¹⁾	./.	./.	./.	./.	./.	min:s
15	<u>Premature end of test</u> Final occurrence of burning at the specimen ¹⁾	./.	./.	./.	./.	./.	min:s
16	Time of eventually end of test ¹⁾	./.	./.	./.	./.	./.	min:s
17	<u>After flame after end of test</u> Time ¹⁾	./.	./.	./.	./.	./.	min:s
18	Number of specimen	./.	./.	./.	./.	./.	
19	Front side of specimen ²⁾	./.	./.	./.	./.	./.	
20	Back side of specimen ²⁾	./.	./.	./.	./.	./.	
21	flame length	./.	./.	./.	./.	./.	cm

line no.	Measurement	Result with the tested specimen					Dim.
		#4612	#4613	#4614	#4615	#4616	
	Test number	#4612	#4613	#4614	#4615	#4616	
	flamed direction	warp A	warp B	weft A	warp B	warp B	
	flamed side						
22	<u>Afterglow after end of test</u>	./.	./.	./.	./.	./.	min:s
	Time ¹⁾	./.	./.	./.	./.	./.	
23	Number of specimen	./.	./.	./.	./.	./.	
	<u>Place of appearance</u>	./.	./.	./.	./.	./.	
24	Lower half of the specimen ²⁾	./.	./.	./.	./.	./.	
25	Upper half of the specimen ²⁾	./.	./.	./.	./.	./.	
26	Front side of specimen ²⁾	./.	./.	./.	./.	./.	
27	Back side of specimen ²⁾	./.	./.	./.	./.	./.	
28	<u>Density of smoke</u> ≤ 400 % * min	42	44	34	76	29	% * min
29	> 400 % * min ⁴⁾	./.	./.	./.	./.	./.	% * min
30	Diagram: encl. no.	1	2	3	4	5	
31	<u>Residual lengths:</u> individual value ³⁾						
	Specimen 1	65	66	60	61	58	cm
	Specimen 2	63	68	62	59	59	cm
	Specimen 3	58	61	62	51	60	cm
	Specimen 4	67	73	68	63	64	cm
32	<u>Average value, individual test</u> ³⁾	63	67	63	59	60	
33	<u>Photo of specimen in enclosure no.</u>	1	2	3	4	5	
34	<u>Flue gas temperature</u>	113	116	113	115	115	°C
35	Maximum of average value Time ¹⁾	09:57	07:46	09:03	09:57	09:55	min:s
36	Diagram: encl. no.	1	2	3	4	5	
37	Remarks: - none -						

¹⁾ indication of times: from the begin of testing procedure ²⁾ checked off if applicable

³⁾ indication of carrier/foam layer separated in case of fire-proofing agents

⁴⁾ very strong development of smoke

6. Explanations concerning the testing procedure

There were no additional tests proceeded because of the residual length of \geq than 45 cm.

7. Summary of results and additional establishments to Fire Behaviour

line	measurement	Result with the tested specimen					dime nsio n
	test-no.	#4612	#4613	#4614	#4615	#4616	
	flamed direction flamed side	warp A	warp B	weft A	warp B	warp B	
	colour of fabric	grey			white	black	
1	residual length	63	67	63	59	60	cm
2	max. smoke temperature	113	116	113	115	115	°C
3	density of smoke - integral	42	44	34	76	29	%min
4	remarks: During the "Brandschacht"-tests #4613 and #4615 the material shows burning droplets for >20 seconds.						

According to DIN 4102, part 1, "schwerentflammbare" (hardly flammable) building materials must meet the requirements of class B2.

Pursuant to additional tests in the ignitability apparatus this can be determined (appendix 6 & 7).

8. Special remarks

- This report is only valid for the material as described under paragraph 1. In combination with other materials or with additional coatings or grounds etc. the burning behaviour may differ.
- This test report is not valid for the exposure to outdoor climate conditions.
- This test report is not valid, as soon as the fabric is used as a building product in the sense of the "Landesbauordnungen" (state building requirements, MBO § 17, par. 3).
- This test report is no substitute for a General Building Inspectorate Certificate.
- This test report is granted without prejudice to the rights of third parties, im particular private proprietary rights.
- For legal interests only the German original version is relevant.
- In General Building Inspectorates procedures this test report can be based for
 - regular building materials for the required proof of accordance
 - for not regular building materials for the required proof of applicability

9. Validity

This test report is valid until the mentioned date on page 1. The test report becomes invalid in case the standards on which the tests are based are changed.

Fladungen, 17.05.2024

clerk in charge:



 (Silke Biendara)



Head of the test laboratory:


 (Dipl.-Ing.(FH) Andreas Hoch)

„Brandschacht“-test #4612

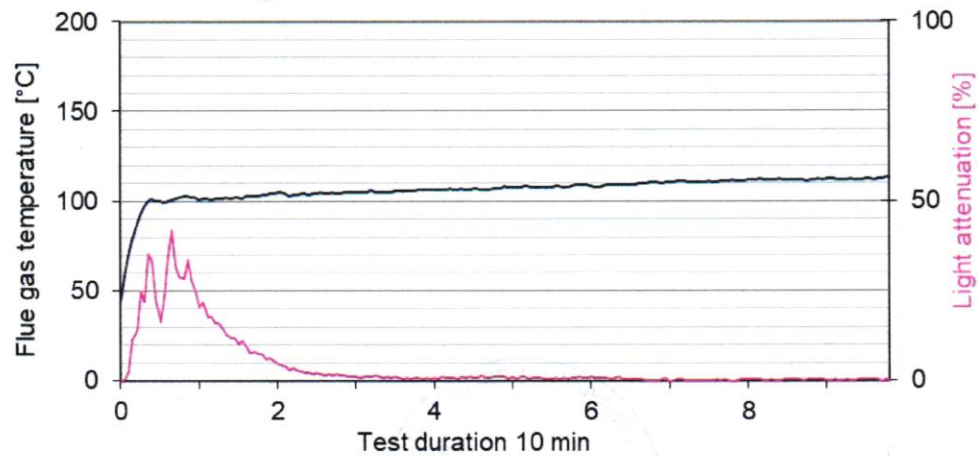


measurement


#4612, PN33515: SaintClair, "Sunview 40", A+K

Max. flue temperature: 113°C, Smoke density integral: 42%/min

Residual length: 63 cm

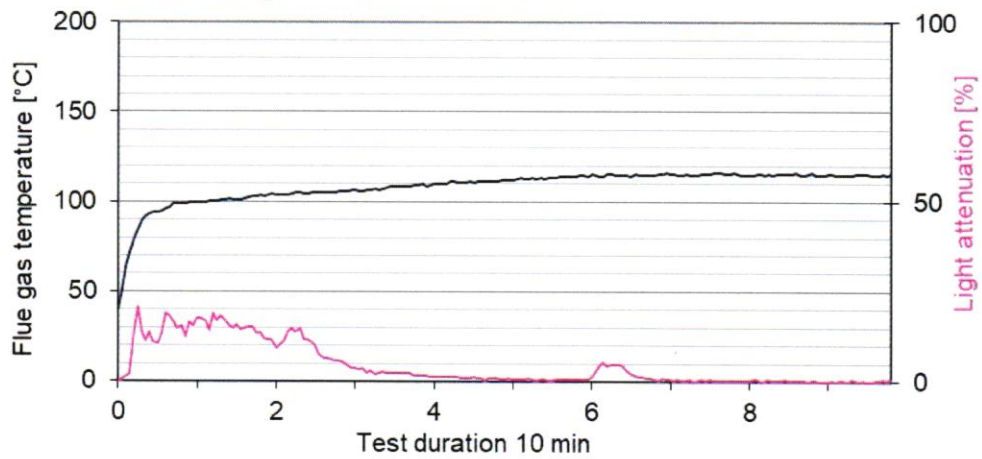


„Brandschacht“-test #4613




measurement

#4613, PN33515: SaintClair, "Sunview 40", B+K
Max. flue temperature: 116°C, Smoke density integral: 44%/min
Residual length: 67 cm



„Brandschacht“-test #4614

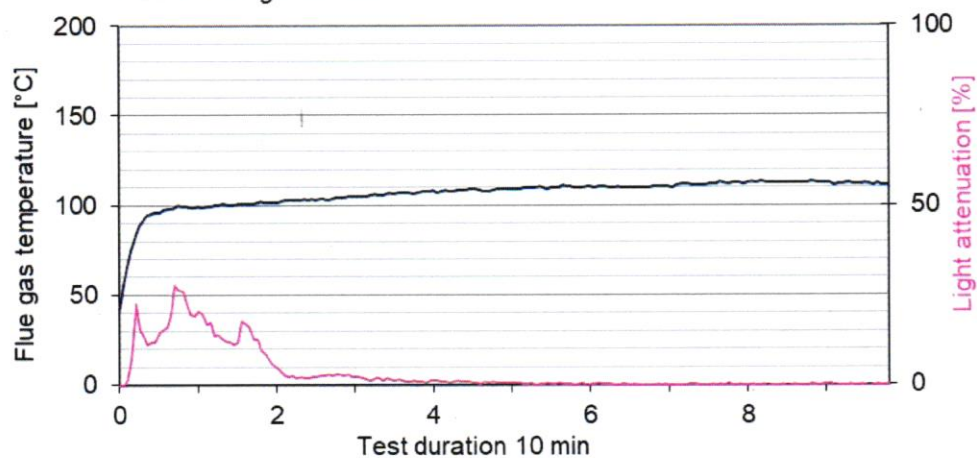


measurement


#4614, PN33515: SaintClair, "Sunview 40", A+S

Max. flue temperature: 113°C, Smoke density integral: 34%/min

Residual length: 63 cm



„Brandschacht“-test #4615

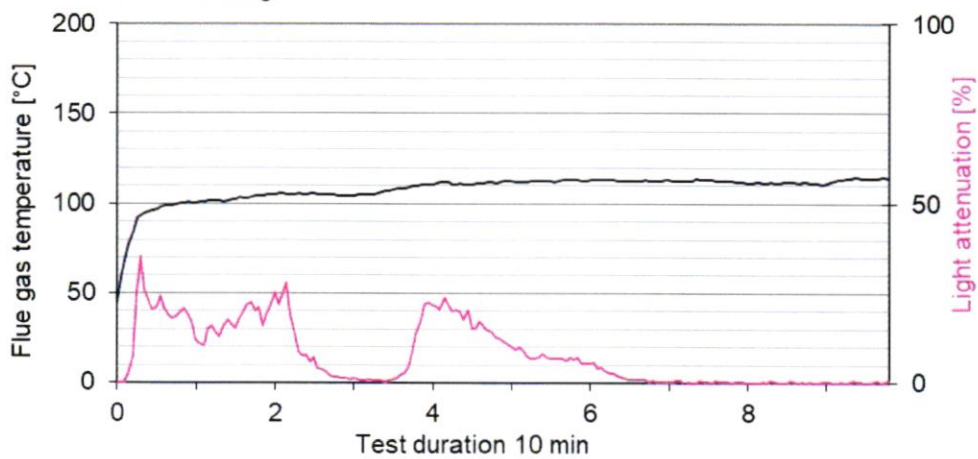


measurement


#4615, PN33516: SaintClair, "Sunview 40", B+K

Max. flue temperature: 115°C, Smoke density integral: 76%min

Residual length: 59 cm



„Brandschacht“-test #4616

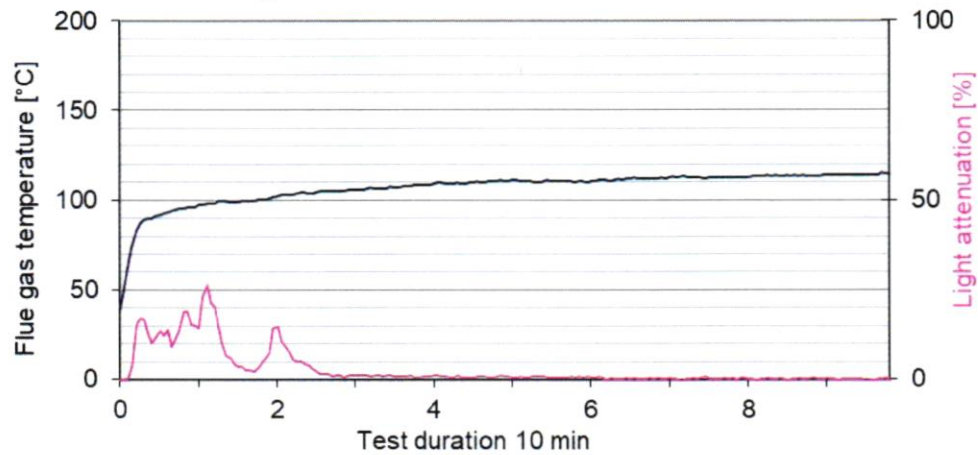


measurement

#4616, PN33514: SaintClair, "Sunview 40", B+K

Max. flue temperature: 115°C, Smoke density integral: 29%/min

Residual length: 60 cm



**Test for normal flammability
 classifying B2 according to DIN 4102**

1. Description of test material in condition as delivered look at page 2

2. Preparation of samples

Out of the material there have been cut samples for the ignitability apparatus.
 The samples were kept in a climate 23/50 until they reached constant weight.

3. Arrangement of samples -freely suspended-

Flaming in warp and in weft direction / side A and side B

4. Date of test CW 24 and CW 25 in 2021

5. Results

PN 33515: flaming side B in weft direction	surface-test						edge-test						Dim
	1	2	3	4	5	6	1	2	3	4	5	6	
samples no.													
ignition ¹⁾	3	3	3	3	3	--	1	--	--	--	--	--	s
reaching the mark of measurement ¹⁾²⁾	./.	./.	./.	./.	./.	--	./.	--	--	--	--	--	s
max. flame height	11	11	11	11	11	--	11	--	--	--	--	--	cm
time	15	15	15	15	15	--	15	--	--	--	--	--	
self-cessation of the flames end of afterflame ¹⁾	20	20	20	22	./.	--	20	--	--	--	--	--	s
end of glowing ¹⁾	./.	./.	./.	./.	./.	--	./.	--	--	--	--	--	s
flames were extinguished after ¹⁾	./.	./.	./.	./.	60	--	./.	--	--	--	--	--	
smoke development (visual)	moderate						moderate						./.
dropping of burning material during 20 s ¹⁾	./.	./.	./.	./.	./.	--	-/-	--	--	--	--	--	s
Appearance after test: burned out till max. height 11 cm x width 2,5 cm													

PN 33515: additional tests	edge-test						surface-test						Dim
	1	2	3	4	5	6	1	2	3	4	5	6	
samples no.													
ignition ¹⁾	1	1	1	--	--	--	3	3	3	--	--	--	s
reaching the mark of measurement ¹⁾²⁾	./.	./.	./.	--	--	--	./.	./.	./.	--	--	--	s
max. flame height	11	11	11	--	--	--	11	11	11	--	--	--	cm
time	15	10	15	--	--	--	15	15	15	--	--	--	
self-cessation of the flames end of afterflame ¹⁾	15	15	15	--	--	--	15	18	27	--	--	--	s
end of glowing ¹⁾	./.	./.	./.	--	--	--	./.	./.	./.	--	--	--	s
flames were extinguished after ¹⁾	./.	./.	./.	--	--	--	./.	./.	./.	--	--	--	s
smoke development (visual)	moderate						moderate						
dropping of burning material during 20 s ¹⁾	./.	-/-	-/-	--	--	--	-/-	-/-	-/-	--	--	--	s
Appearance after test: burned out till max. height 11cm x width 2,5cm													

¹⁾ time mentioned from the beginning of the test ²⁾ during 20 Sec -/- no appearance -- no information

PN 33516: additional tests	edge-test						surface-test						Dim
	1	2	3	4	5	6	1	2	3	4	5	6	
samples no.	1	2	3	4	5	6	1	2	3	4	5	6	s
ignition ¹⁾	1	1	1	1	--	--	3	3	3	3	--	--	s
reaching the mark of measurement ¹⁾²⁾	./.	./.	./.	./.	--	--	./.	./.	./.	./.	--	--	s
max. flame height	8	8	10	10	--	--	10	10	11	10	--	--	cm
time	15	15	15	15	--	--	15	15	15	15	--	--	
self-cessation of the flames end of afterflame ¹⁾	15	15	15	15	--	--	18	18	./.	15	--	--	s
end of glowing ¹⁾	./.	./.	./.	./.	--	--	./.	./.	./.	./.	--	--	s
flames were extinguished after ¹⁾	./.	./.	./.	./.	--	--	./.	./.	60	./.	--	--	s
smoke development (visual)	moderate						moderate						
dropping of burning material during 20 s ¹⁾	./.	./.	./.	./.	--	--	./.	./.	./.	./.	--	--	s
Appearance after test: burned out till max. height 19cm x width 3cm													

PN 33514: additional tests	edge-test						surface-test						Dim
	1	2	3	4	5	6	1	2	3	4	5	6	
samples no.	1	2	3	4	5	6	1	2	3	4	5	6	s
ignition ¹⁾	1	1	1	1	--	--	3	3	3	3	--	--	s
reaching the mark of measurement ¹⁾²⁾	./.	./.	./.	./.	--	--	./.	./.	./.	./.	--	--	s
max. flame height	11	11	11	11	--	--	11	11	11	11	--	--	cm
time	15	15	15	15	--	--	15	15	15	15	--	--	
self-cessation of the flames end of afterflame ¹⁾	15	15	15	15	--	--	26	22	18	20	--	--	s
end of glowing ¹⁾	./.	./.	./.	./.	--	--	./.	./.	./.	./.	--	--	s
flames were extinguished after ¹⁾	./.	./.	./.	./.	--	--	./.	./.	./.	./.	--	--	s
smoke development (visual)	moderate						moderate						
dropping of burning material during 20 s ¹⁾	./.	./.	./.	./.	--	--	./.	./.	./.	./.	--	--	s
Appearance after test: burned out till max. height 10cm x width 2,5cm													

¹⁾ time mentioned from the beginning of the test ²⁾ during 20 Sec -/- no appearance -- no information

6. Remarks and explanations to the testing procedure - none –
7. Opinion concerning the dropping of burning material
The test for normal flammability shows no burning dripping material.