

DICKSON COATINGS FIRE TEST REPORT

SCOPE OF WORK

ASTM E84-17a TESTING ON JET UP BC

REPORT NUMBER

103427765SAT-001A

TEST DATE(S)

2/27/18

ISSUE DATE

2/28/18

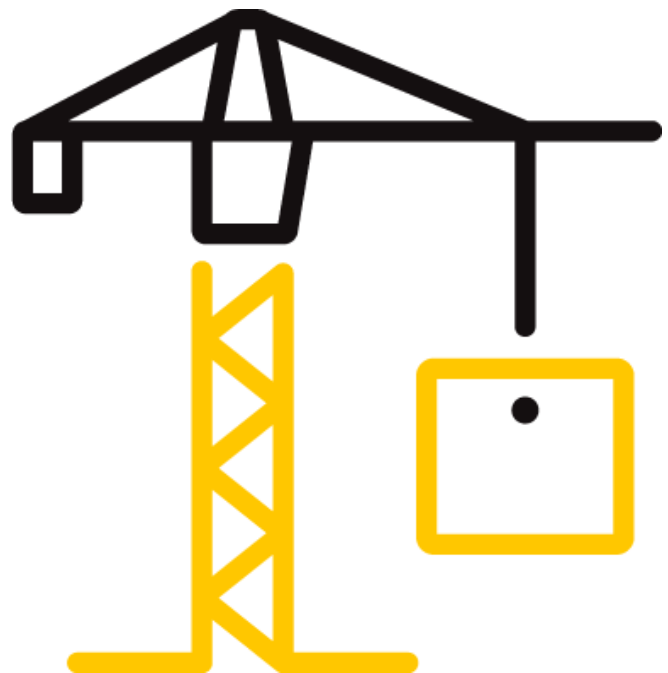
PAGES

10

DOCUMENT CONTROL NUMBER

RT-R-AMER-Test-2780 (10/18/17)

© 2017 INTERTEK



TEST REPORT FOR DICKSON COATINGS

Report No.: 103427765SAT-001A

Date: 2/28/18

REPORT ISSUED TO

Dickson Coatings

415 Avenue de Savoie
Saint Clair de la Tour, 38110
France

SECTION 1

SCOPE

Intertek Building & Construction (B&C) was contracted by Dickson Coatings, 415 Avenue de Savoie, Saint Clair de la Tour, 38110, France, to evaluate the flame spread and smoke developed properties of JET UP BC. Testing was conducted at the Intertek B&C test facility in Elmendorf, Texas. Results obtained are tested values and were secured by using the designated test method(s). A summary of test results and the complete graphical test data is reported herein.

This report does not constitute performance certification of this product nor an opinion or endorsement by this laboratory.

SECTION 2

SUMMARY OF TEST RESULTS

Specimen I.D.: JET UP BC

ASTM E84-17a Test Results

FLAME SPREAD INDEX	SMOKE DEVELOPED INDEX
5	350

For INTERTEK B&C:

COMPLETED BY:	Joseph Martinez	REVIEWED BY:	Servando Romo
TITLE:	Technician	TITLE:	Project Engineer
SIGNATURE:		SIGNATURE:	
DATE:	2/28/18	DATE:	2/28/18

This report is for the exclusive use of Intertek's Client and is provided pursuant to the agreement between Intertek and its Client. Intertek's responsibility and liability are limited to the terms and conditions of the agreement. Intertek assumes no liability to any party, other than to the Client in accordance with the agreement, for any loss, expense or damage occasioned by the use of this report. Only the Client is authorized to permit copying or distribution of this report and then only in its entirety. Any use of the Intertek name or one of its marks for the sale or advertisement of the tested material, product or service must first be approved in writing by Intertek. The observations and test results in this report are relevant only to the sample(s) tested. This report by itself does not imply that the material, product, or service is or has ever been under an Intertek certification program.

TEST REPORT FOR DICKSON COATINGS

Report No.: 103427765SAT-001A

Date: 2/28/18

SECTION 3

TEST METHOD

The specimen was evaluated in accordance with the following:

ASTM E84-17a, *Standard Test Method for Surface Burning Characteristics of Building Materials*

SECTION 4

MATERIAL SOURCE/INSTALLATION

The test specimen was submitted to Intertek directly from the client. Samples were not independently selected for testing. Intertek has not verified the composition, manufacturing techniques or quality assurance procedures. The specimen, identified as JET UP BC, was received in good order at the Evaluation Center on 2/26/18 and given identification number SAT1802260852-001.

SECTION 5

LIST OF OBSERVERS

NAME	COMPANY
Joseph Martinez	Intertek B&C
Samuel Barron	Intertek B&C

SECTION 6

TEST PROCEDURE

This report describes the results of testing conducted in accordance with ASTM E84-17a; Standard Test Method for Surface Burning Characteristics of Building Materials. The test method is for comparative surface burning behavior of building materials by determining a flame spread index (FSI) and a smoke developed index (SDI). This test is generally applicable to exposed surfaces, such as finish materials for ceilings or walls, provided that the material or assembly of materials, by its own structural quality or the manner in which it is tested and intended for use, is capable of supporting itself in position or being supported during the test period.

“The use of supporting materials on the underside of the test specimen may lower the flame spread index from that which might be obtained if the specimen could be tested without such support. This method may not be appropriate for obtaining comparative surface burning behavior of some cellular plastic materials. Testing of materials that melt, drip, or delaminate to such a degree that the continuity of the flame front is destroyed, results in low flame spread

TEST REPORT FOR DICKSON COATINGS

Report No.: 103427765SAT-001A

Date: 2/28/18

indices that do not relate directly to indices obtained by testing materials that remain in place.” – ASTM E84-17a Section 1.3

The purpose of the method is to determine the relative burning behaviour of the material by observing the flame spread along the specimen. Flame spread and smoke density developed are reported, however, there is not necessarily a relationship between these two measurements.

SECTION 6 (Continued)**TEST PROCEDURE**

It is the expressed intent of the test method to provide only comparative measurements of surface flame spread and smoke density of the tested material against measurements for select grade red oak flooring and fiber-cement board when tested under specific fire exposure conditions. The test method exposes a nominal 24-ft (7.32-m) long by 20-in. (508-mm) wide test specimen to a controlled air flow and flaming fire exposure adjusted to produce a specific flame spread distance vs time calibration using select grade red oak flooring.

The test method does not provide information regarding heat transmission through the tested surface, the effect of aggravated flame spread behavior resulting from the proximity of combustible walls and ceilings, or the classification or definition of materials as noncombustible using flame spread index alone.

This standard should be used to measure and describe the properties of materials, products, or assemblies in response to heat and flame under controlled laboratory conditions and should not be used to describe or appraise the fire hazard or fire risk of materials, products, or assemblies under actual fire conditions. However, results of this test may be used as elements of a fire risk assessment which takes into account all of the factors which are pertinent to an assessment of the fire hazard of a particular end use.

There were no deviations from the requirements prescribed in ASTM E84-17a.

TEST REPORT FOR DICKSON COATINGS

Report No.: 103427765SAT-001A

Date: 2/28/18

SECTION 7

TEST SPECIMEN DESCRIPTION

MANUFACTURER*	Dickson Coatings
SPECIMEN DESCRIPTION*	Multi-layer textile membrane fireproof in masse, composed of acrylic/polyurethane synthetic resins, flame retardant fillers, pigments and additives. Front Side: White Color. Back Side: Grey Color
CONDITIONING TIME	1 day
SPECIMEN LENGTH	24 ft. (One 24 ft. long roll of fabric material)
SPECIMEN WIDTH	24 in.
THICKNESS	0.01 in.
TOTAL WEIGHT	3 lbs.
COLOR	White/Grey
ADHESIVE/COVERAGE RATE	N/A
SIDE TO FLAME*	White Side
SUPPORT USED*	Rods and Wire
MOUNTING METHOD	Standard
SUBSTRATE USED*	N/A
CEMENT BOARD	1/4 in. thick fiber cement board was placed on top of the sample.

*From the client's material description and/or instructions

Note: Specimens were conditioned as per the requirements of Section 6.4 of ASTM E84-17a.

TEST REPORT FOR DICKSON COATINGS

Report No.: 103427765SAT-001A

Date: 2/28/18

SECTION 8

TEST RESULTS

TEST RESULTS	
Test Date	2/27/18
Test Operator	Joseph Martinez
Flame Spread Index (FSI)	5
Smoke Developed Index (SDI)	350
Red Oak Calibration (% * Min)	71.0

TEST DATA	
FSI (unrounded)	6.0
SDI (unrounded)	371.12
FS * Time Area (Ft * Min)	11.7
Smoke Area (% * Min)	263.5
Total Fuel Burned (Cubic Ft.)	44.15
Max Flame Front Advance (Ft.)	1.1
Time to Max Flame Front (sec)	25
Max Temp At Exposed T/C (°F)	512
Time To Max Temp (sec)	592

TEST OBSERVATIONS	
Ignition Time	0:03
Melting Observed	0:03
Flaming Drops Observed	0:03
Flaking Observed	0:18
Fallout Observed	0:18
Observations After the Test:	
0 – 4 ft.	The specimen was consumed.
4 – 8 ft.	The specimen was melted to the floor.
8 – 12 ft.	The specimen was mostly melted and heavily charred.
12 – 24 ft.	The specimen was heavily discolored.

TEST REPORT FOR DICKSON COATINGS

Report No.: 103427765SAT-001A

Date: 2/28/18

SECTION 9

PHOTOGRAPHS



Photo No. 1
Exposed Surface of the Test Specimen (Pre-test)



Photo No. 2
Unexposed Surface of the Test Specimen (Pre-test)

TEST REPORT FOR DICKSON COATINGS

Report No.: 103427765SAT-001A

Date: 2/28/18



Photo No. 3
Unexposed Surface of the Test Specimen (Post-test)



Photo No. 4
Exposed Surface of the Test Specimen (Post-test)

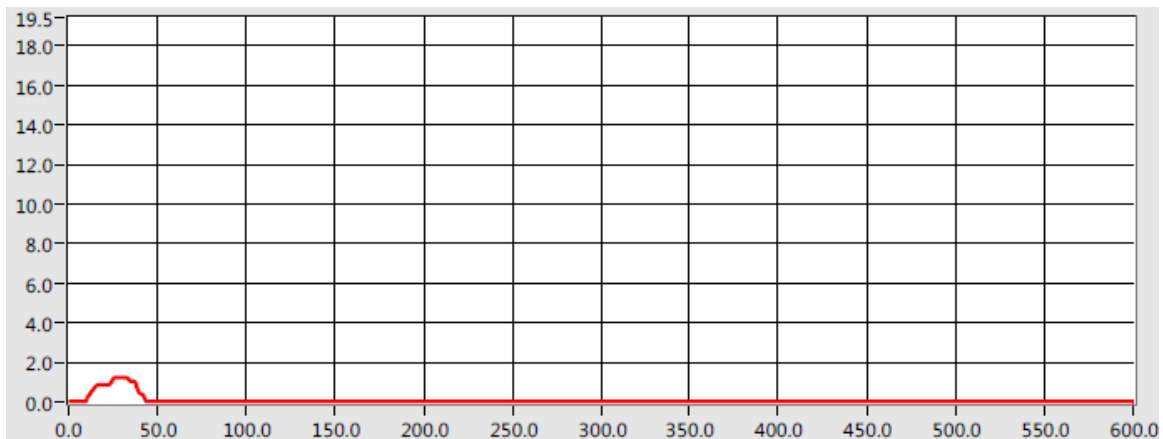
TEST REPORT FOR DICKSON COATINGS

Report No.: 103427765SAT-001A

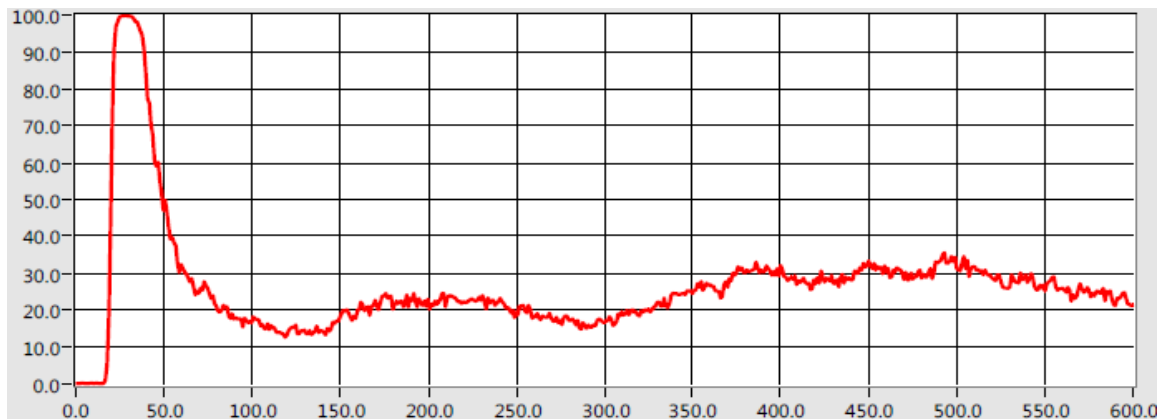
Date: 2/28/18

SECTION 10

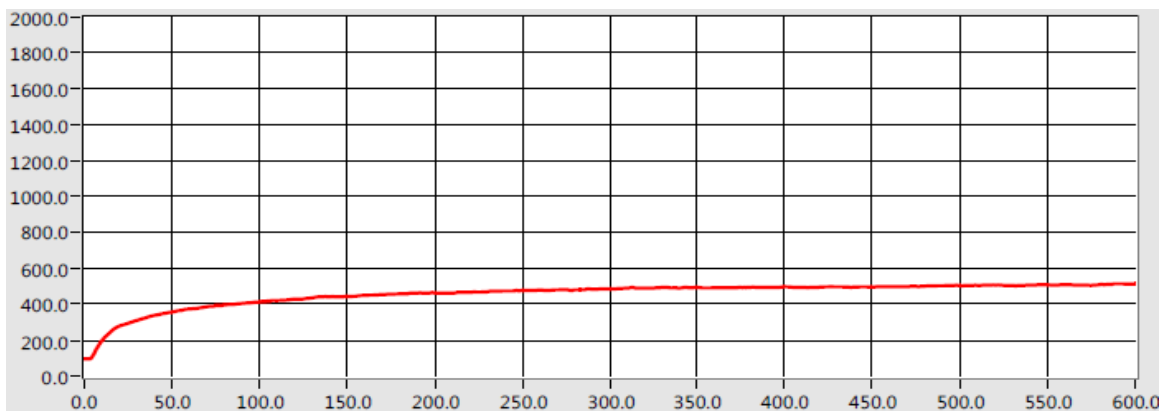
GRAPHS



Graph No. 1 - Flame Spread Distance Versus Time



Graph No. 2 - Light Obscuration Versus Time



Graph No. 3 - Tunnel Air Temperature Versus Time



Total Quality. Assured.

16015 Shady Falls
Elmendorf, Texas 78112

Telephone: 210-635-8100
Facsimile: 210-635-8101
www.intertek.com/building

TEST REPORT FOR DICKSON COATINGS

Report No.: 103427765SAT-001A

Date: 2/28/18

SECTION 11

REVISION LOG

REVISION #	DATE	PAGES	REVISION
0	2/28/18	10	Original Report Issue